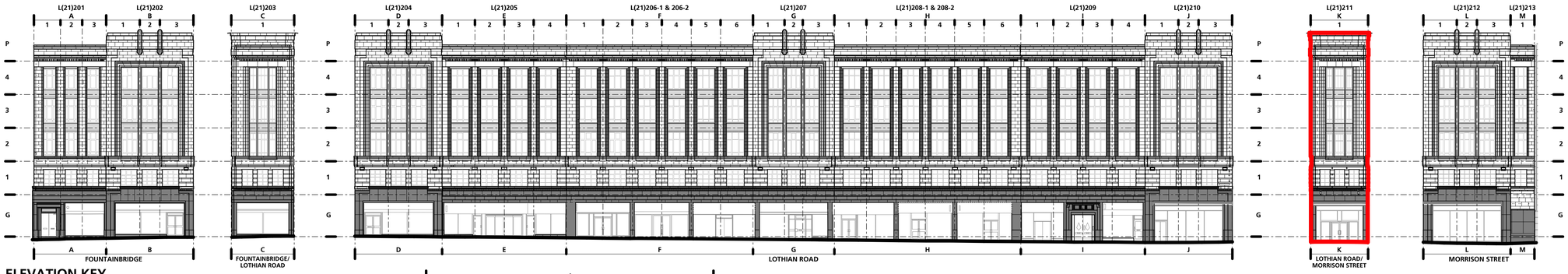

ELEVATION KEY

SCALE 1:250 @ A1

DRAWING KEY

- EXISTING
- PROPOSED
- LIGHTNING TAPE ATTACHED TO TOP AND BACK OF PARAPET
- GAS FLUES ATTACHED TO BACK OF PARAPET
- LINE OF GUTTERS BEHIND PARAPETS
- RWO RAINWATER OUTLET IN GUTTER
- BRWP VERTICAL RAINWATER PIPE
- RWP xx BRANCH RWP FROM RWO TO RWP (ASSUMED BELOW FLOOR SLAB)
- 100SP HORIZONTAL RWP CONNECTING GUTTERS THROUGH MASONRY (ASSUMED ABOVE FLOOR SLAB)

LDN Architects
57 - 59 Bread Street, Edinburgh EH3 9AH
T: 0131 222 2900
F: 0131 222 2901
E: architects@ldn.co.uk

Job Title:
LOTHIAN HOUSE

Drawing Title:
Proposed
Elevation K

Drawing Status:
INFORMATION

Drawing Number:
2025 L(21)211

Scale: 1:50 @ A1, 1:100 @ A3
Date: JULY 2022
Drawn:
Reviewed:

Revisions:

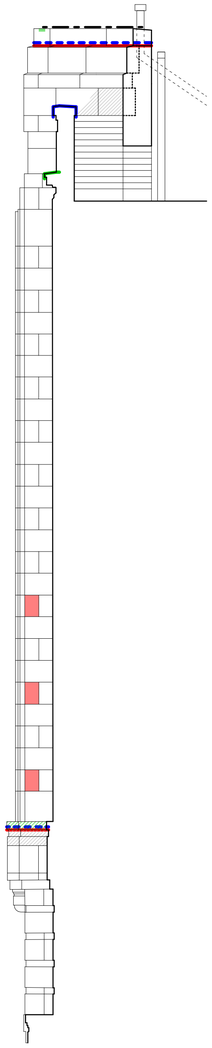

ELEVATION K1

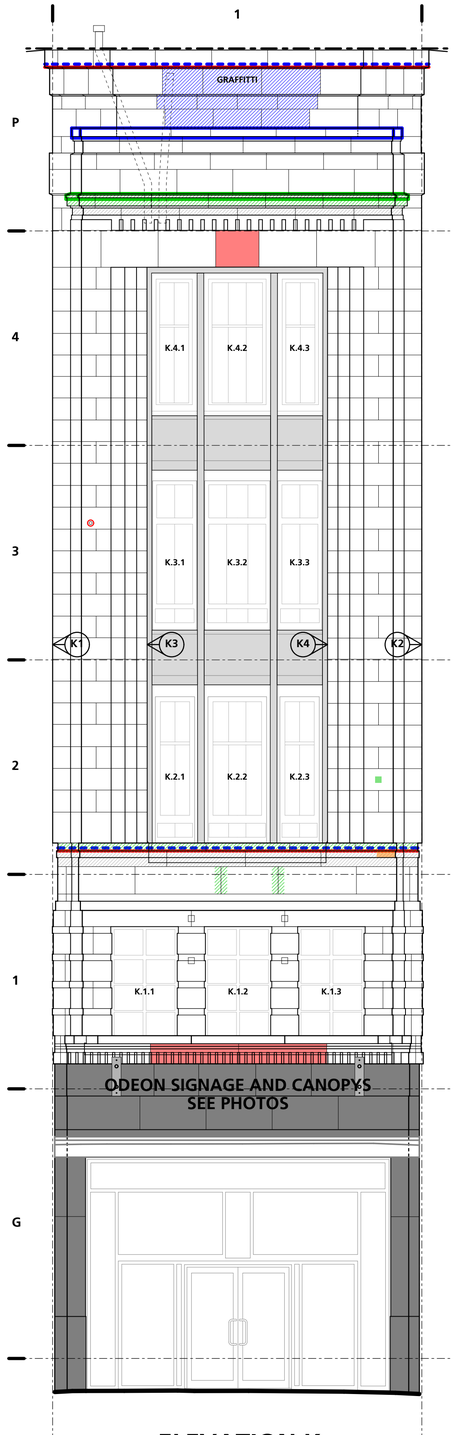

ELEVATION K

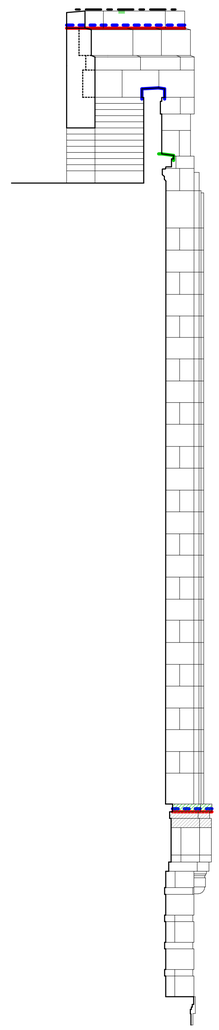

ELEVATION K2

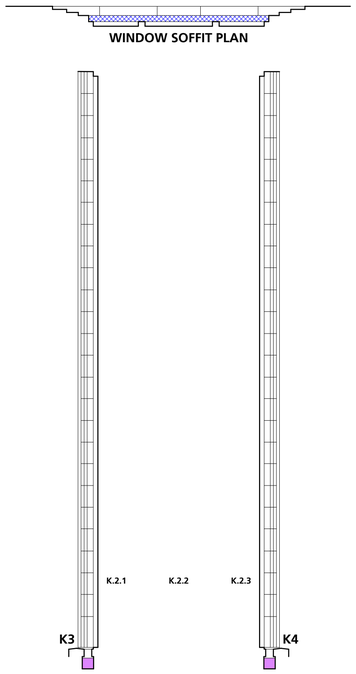

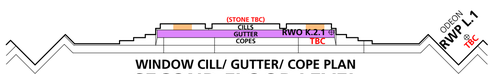

WINDOW CILL/ GUTTER/ COPE PLAN
SECOND FLOOR LEVEL

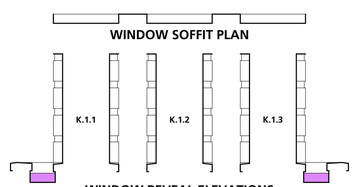

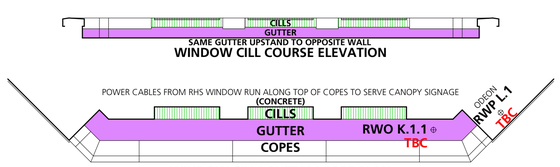

WINDOW CILL/ GUTTER/ COPE PLAN
FIRST FLOOR LEVEL

REPAIRS KEY

STONEWORK

- 1 FULL REPLACEMENT **NBS C41/*****
- 2 PARTIAL REPLACEMENT/ INDENT **NBS C41/*****
- 3 PLASTIC REPAIR **NBS C41/*****
- 4 CRACK REPAIR **NBS C41/*****
- 5 REMOVE FIXINGS, CORE & PLUG **NBS C41/*****
- 6 DEFRASSING **NBS C41/*****
- 7 MOSS & ALGAE REMOVAL **NBS C41/*****
- 8 LIFT & REBED WITH DPC & DOWELS **NBS C41/*****
- 9 PAINT REMOVAL **NBS C41/*****
- 10 LEAD COPING **NBS H71/*****
- 11 LEAD WEATHERING **NBS H71/*****
- XX XXXXXXXXXXXXXXXXXXXXXXXXXX **NBS *****

CONCRETE

- 21 FULL CILL REPLACEMENT **NBS *****
- 22 PART CILL REPLACEMENT **NBS *****
- 23 BUILD UP CILL TOP & PAINT **NBS *****
- 24 REMOVE RENDER & REPLACE **NBS M20/*****
- XX XXXXXXXXXXXXXXXXXXXXXXXXXX **NBS *****

CAST IRON

- 31 SPANDREL PANEL CRACK REPAIR **NBS *****
- XX XXXXXXXXXXXXXXXXXXXXXXXXXX **NBS *****

GUTTERS

- 41 LIQUID MEMBRANE COATING **NBS *****
- 42 REMOVE RENDER & REPLACE **NBS M20/*****
- XX XXXXXXXXXXXXXXXXXXXXXXXXXX **NBS *****

1:50 SCALE
0m 0.5m 1m 2.5m 5m

© This drawing is copyright of LDN Architects LLP